



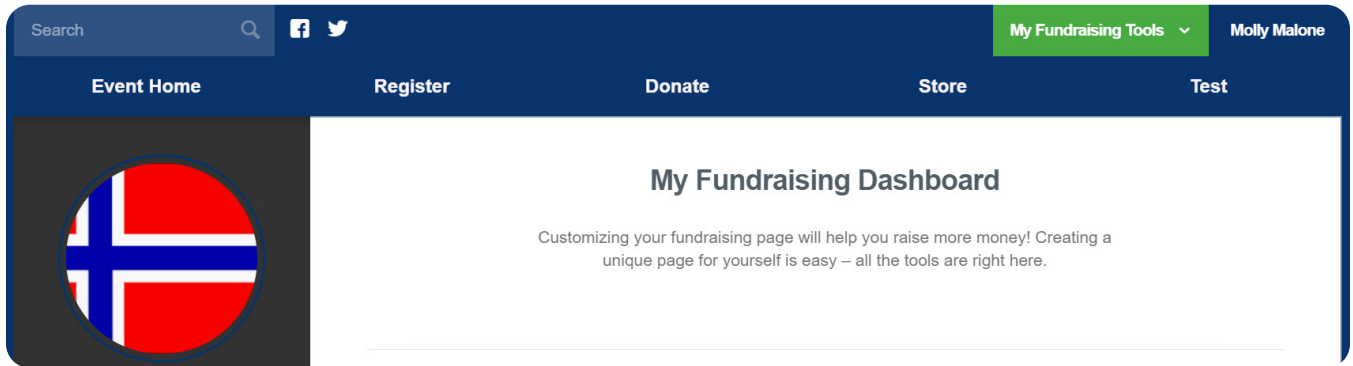
# How to Set Up a Text Code for Your Peer-to-Peer Fundraising

Raising money for your favorite charity during a peer-to-peer event is a lot easier if your friends and family can simply send a text, donate, and apply it automatically toward your fundraising goal. Here's how to set up your own text fundraising code.

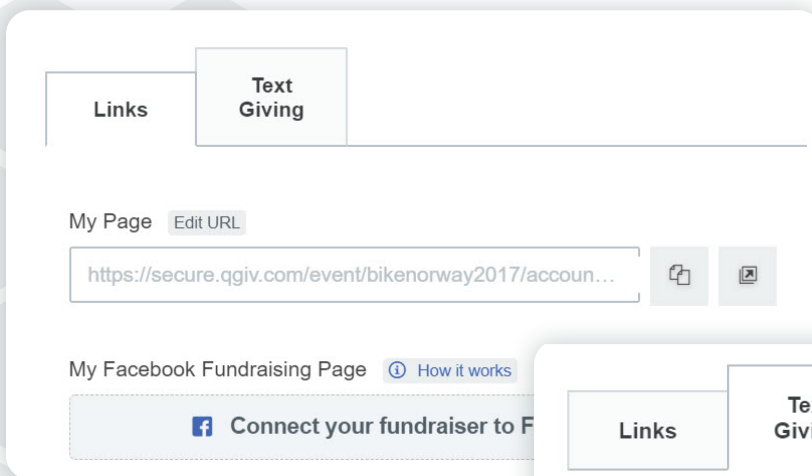
- 1 First, go to the peer-to-peer event you registered for and log in.



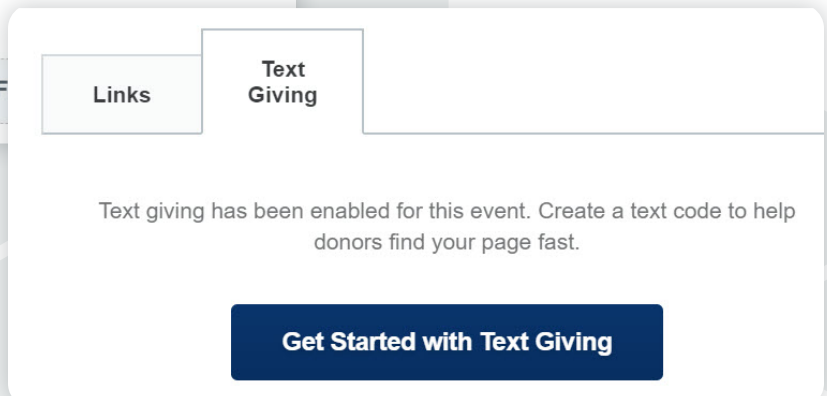
- 2 Logging in opens the My Fundraising Dashboard.



- 3 Scroll down toward the bottom of the dashboard. You'll see two tabs, Links and Text Giving. The Links tab is your custom giving link you can send to constituents. The Text Giving tab is where you set a text fundraising code.



- 4 Click the Text Giving tab then select the Get Started with Text Giving button.



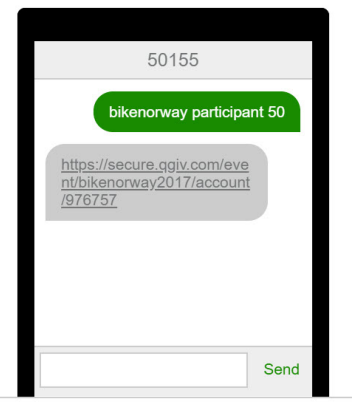
5 Instructions will appear explaining how Text Giving works and includes a video demonstrating you're your friends and family will see on their end when they text to make a gift to your peer-to-peer fundraising goal.

### How Text Giving Works

- 1 Send a Text**  
A donor sends a text message to **50155** with the text code for your event plus the code for you or your team with a space between each code.
- 2 Include the Donation Amount**  
The donor will be prompted to indicate how much they'd like to donate. A donation amount can be included as part of the initial message.
- 3 Complete the Donation!**  
Depending on the text code that was used, they are provided a link to the donation form for your team or personal fundraising page.

To take advantage of this method, all you have to do is create a text code to get started.

[Create Text Codes](#) [Maybe Later](#)



6 Next, click Create Text Codes. A modal will appear showing the text fundraising number and the event's text code. Click Edit Text Code to enter your unique code following the event code.

### Create Text Code

Create a short text code to use.

My Text Code [Edit Text Code](#)

50155 bikenorway

[I'm Finished](#)

7 A small text box will appear where you can enter your unique code. Be sure to go with something simple. Short, one-word codes work best. Avoid special characters as they aren't recognized. In this example the mock donor used their last name as their unique text code.

My Personal Text Code [Save Text Code](#) 

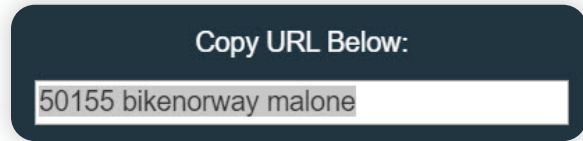
50155 bikenorway malone

[I'm Finished](#)

The window will close, and you'll be returned to the My Fundraising Dashboard.

8

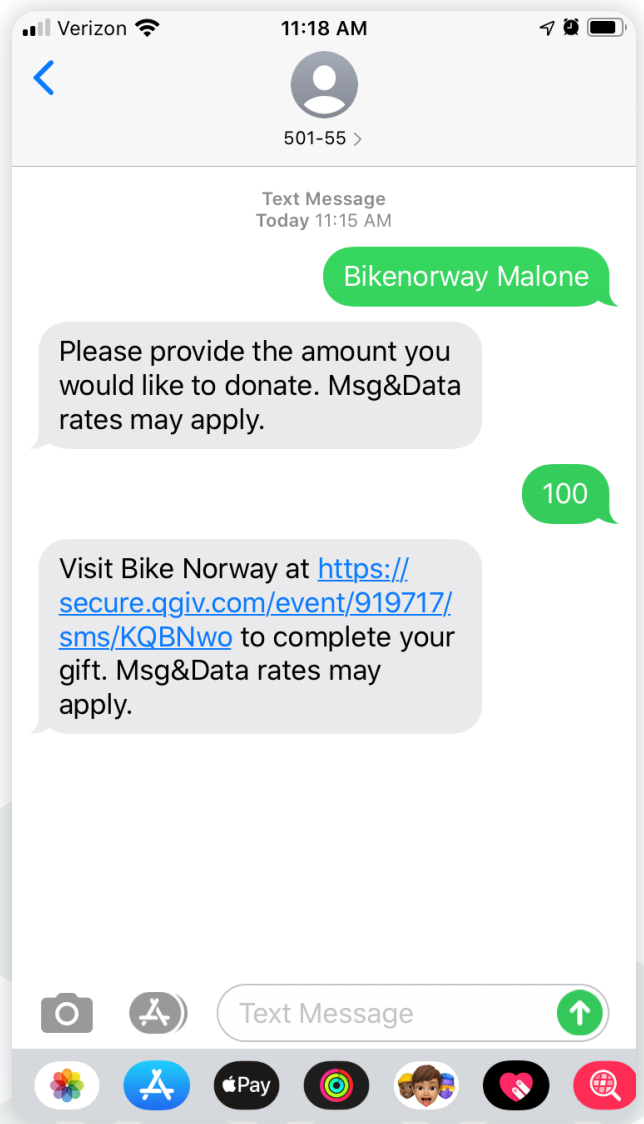
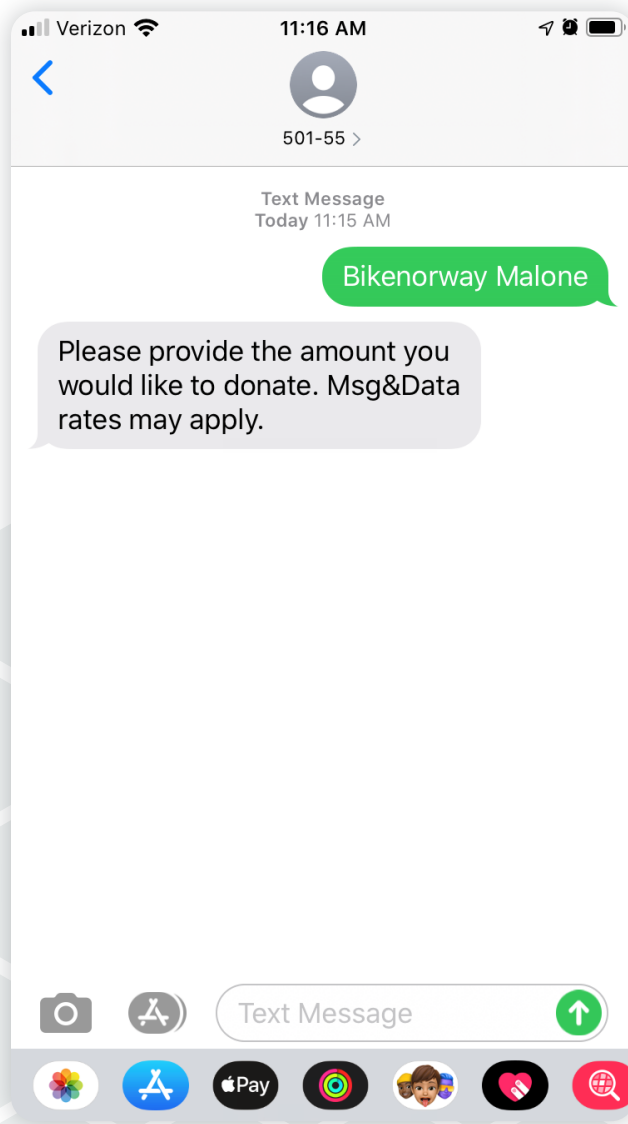
Now, on the Text Giving tab you'll see your unique text code and a button to the right of the code that opens a window where you can copy your unique text code. This makes sharing your text fundraising code as easy as pasting it into a group text, social post, or email.



!

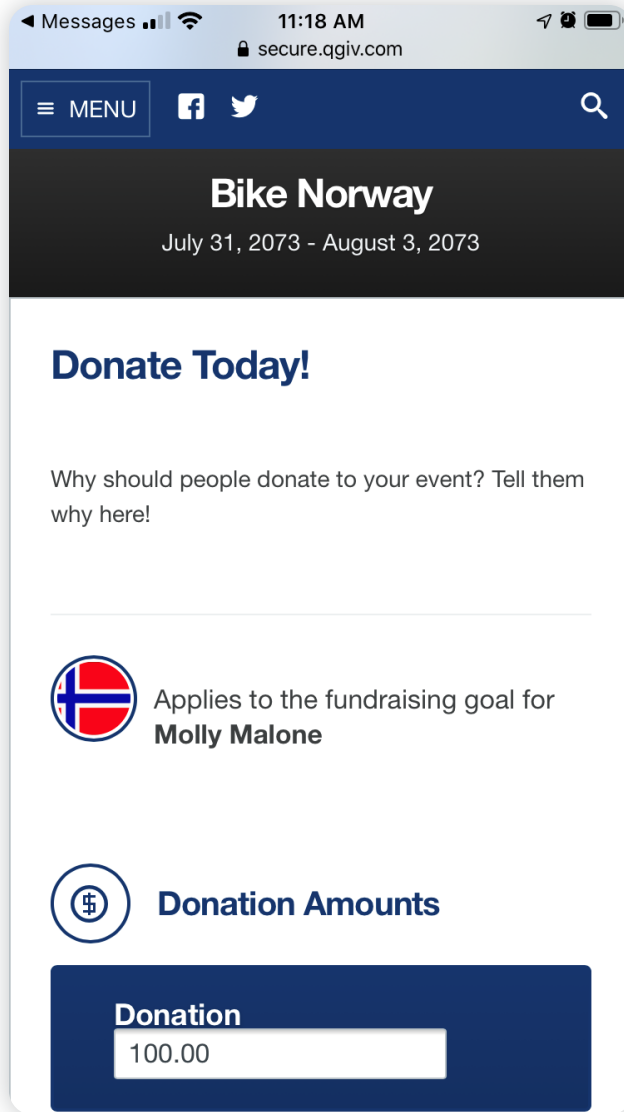
Be sure to explain how text fundraising works when sending your code. 50155 is the number to text the code to. Then, your friends and family must send both the event code and your unique code to start the donation process.

They'll then be prompted to text a donation amount before being sent a unique link to a donation form that applies their gift to your fundraising goal.





You can tell the donation form is accurately directing your supporters to give to you because it will display the following: "Applies to the fundraising goal for: [your name]"



That's all there is to it!

